

8

7

6

5

4

3

2

1

F

F

E

E

D

D

C

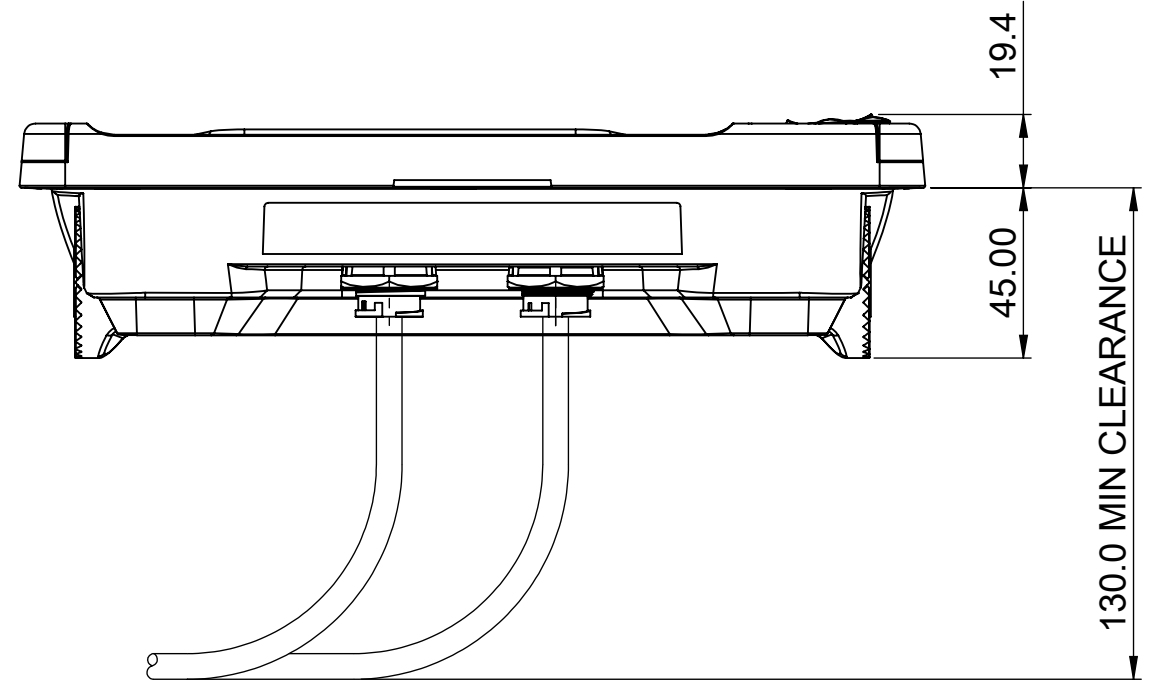


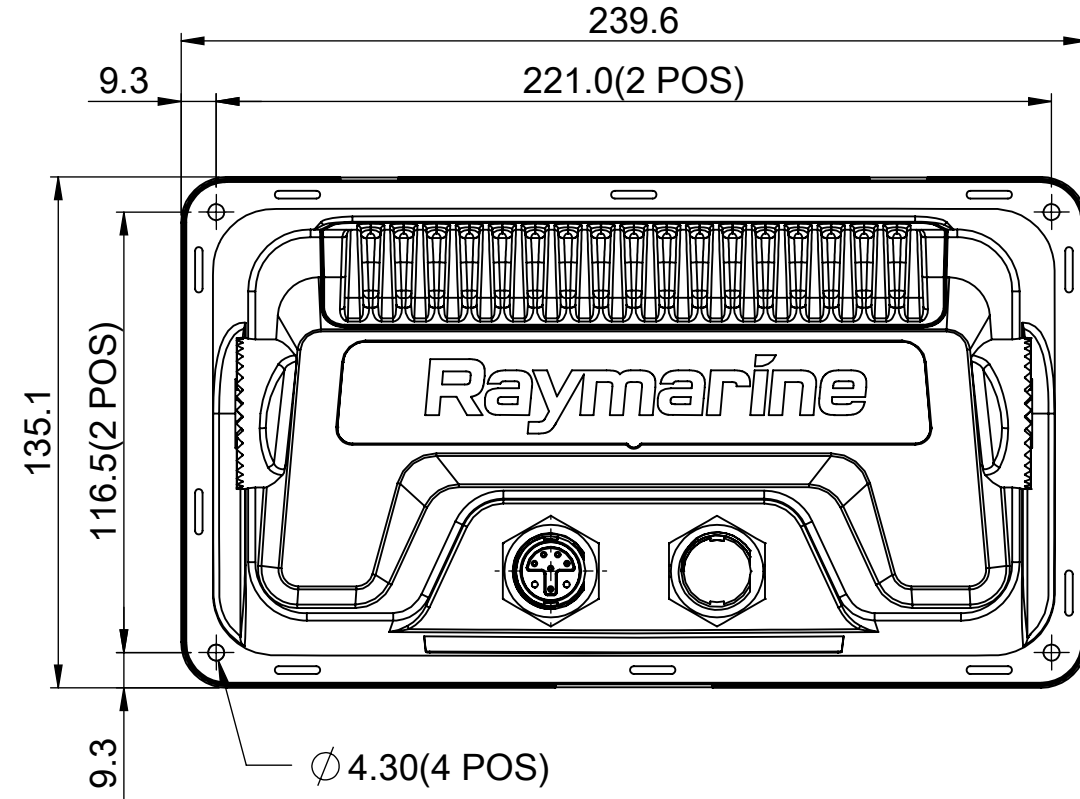
C

B

B

A

A

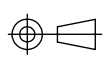
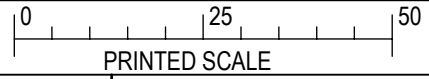


- NOTES:
- 1) FOR INFORMATION ON CONNECTIONS AND PRODUCT SPECIFICATIONS, PLEASE REFER TO HANDBOOK, PRODUCT SUPPORT AND WORKSHOP MANUALS.
  - 2) FOR ANY DIMENSIONAL INFORMATION NOT INCLUDED PLEASE CONTACT YOUR SALES REPRESENTATIVE.
  - 3) DIMENSIONS SHOWN ARE ACTUAL PRODUCT SIZE AND DO NOT INCLUDE ANY CLEARANCE DATA.

**Raymarine**

© 2019 RAYMARINE LTD  
Company Confidential

THE INFORMATION CONTAINED HEREIN SHALL NOT BE REPRODUCED WITHOUT THE PRIOR WRITTEN PERMISSION OF RAYMARINE LTD



DO NOT SCALE - IF IN DOUBT ASK

DRN:	KER	DATE: 2018-08-23
DIMENSIONS IN MM		SCALE: 1:2

TITLE	ELEMENT7 FLUSH MOUNT
DRAWING No.	D_ELEMENT7_FM

8

7

6

5

4

3

2

1